

















JetMAX Junior

Assembly



← IMAGE #	PART #	ITEM NAME (Description) - Quantity per	JetMAX Junior	UNITS	LIST PRICE
	1	A700002	MGA HANDLE ASSEMBLY (Plastic plates, Metal Swivel and hardware, Manual Guidance Attachement) - 1 per mac	EACH	\$99.96
	5	5050	BODY INSERT (Brass, Reverse Block Insert, For inside Body to fasten P-Clip Screws) - 2 per machine	EACH	\$1.27
	12	2102	P-CLIP (7/16", Plastic) - Use to fasten the foam-insulated part of a 2-wire cable to the Body) - 2 per machine	EACH	\$1.27
	13	2700	SCREW (#8, 11/16", Phil Pan-Flat Head, for Sideplates, and Pump Motor to Jet Valve) - 4 per machine	EACH	\$1.27
	14	2260	SCREW (#6, 7/16", Phil Pan-Flat Head, fastens Sideplate to Body, Locking Pin Lanyard on Tube) - 5 per machine	EACH	\$1.27
	15	1601	PLUG (3-Pin, Female, 2-Wire) - For front of Power Supply	EACH	\$14.63
	16	S7930	EZ-SWIVEL (For 2-wire Cable) - 1 per machine	ASSEMBLY	\$46.62
	17	1675FM	CABLE ASSEMBLY (2-Wire, 75 Ft., 16AWG wires splice to Pump Motor) - 1 per machine	EACH	\$353.03
	25	A8730BK	JET VALVE ASSEMBLY (Black, Complete assembled valve housing with Extension Brackets) - 1 per machine	EACH	\$42.38
	26	S2002PR	BODY ASSEMBLY (White, with Lock Tabs, MGA holes pre-drilled, no Valve Housing) - 1 per machine	EACH	\$138.65
	27	2251	SCREW (8-18 x 3/4, Phil Small Head, to hold sides of the Jet Valve Assembly together) - 4 per machine	EACH	\$1.27
	29	S8731	VALVE SPRING (St. Steel, Hinge-spring, Use inside of Jet Valve Assembly) - 1 per machine	EACH	\$4.66
	32	8729	EXTENSION BRACKET (5 Holes, For Jet Valve) - 2 per machine	EACH	\$23.30
	33	8728	VALVE FLAP (White, Plastic, Use inside of Jet Valve Assembly with Valve Lock) - 1 per machine	EACH	\$4.66
	34	8727	VALVE LOCK (White, Plastic, Use inside of Jet Valve Assembly with Valve Flap) - 1 per machine	EACH	\$4.66
	36	SP9204BK	LOCK-TABS (Black, Plastic, used to hold Bottom Lid to Body) - 1 set per machine	SET OF 2	\$3.60
	37	3394	BRACKET (Holds small black wheel to Body) - 2 per machine	EACH	\$3.60
	38	2303	SCREW (18-8, 8/32" x 1/2", Phil Bev Head, Use to fasten the Lock-Tabs to the Body) - 2 per machine	EACH	\$1.27
	39	7133	LOCK-NUT (Nylon Insert, Hex, Use to fasten the Screws of the Lock-Tabs) - 2 per machine	EACH	\$0.83
	40	1626	GROMMET (Rubber, Use around Cable Assembly on Body) - 1 per machine	EACH	\$2.44
	41a	3477	BRACKET (Plastic, fastens Float to inside of Body Assembly) - 2 per machine	EACH	\$2.44
	41b	3109	FLOAT (Grey, Foam, requires Bracket, fastened to inside of Body Assembly) - 2 per machine	EACH	\$3.60
	42	2660	BUSHING (Black, Plastic, Use around Poly-Tube on Body) - 2 per machine	EACH	\$2.44
	45a	S3396BKRIGHT	SIDEPLATE (Black, For Locking Pins, Right side with Jet Nozzle) - 1 per machine	EACH	\$46.62
	45b	S3396BKLEFT	SIDEPLATE (Black, For Locking Pins, Left side with Jet Nozzle) - 1 per machine	EACH	\$46.62
	52	4612	SCREW (18-8, #8 x 1.08", Phil Pan Head, to fasten Sideplate to Body) - 2 per machine	EACH	\$1.27
	53	3393BK	SMALL WHEEL (Black, under Sideplates and fastened to front and back of Body Assembly) - 6 per machine	EACH	\$3.16
	59	3607	WASHER (Delrin, For between Wheels / Sideplate of movable axle) - 2 per machine	EACH	\$5.83
	60	A600503	PUMP MOTOR (Old version, Includes Propeller, Impeller and Impeller Housing) - 1 per machine	EACH	\$213.79
	60	A6006	PUMP MOTOR (With Propeller, Red Impeller, 2-Pin Female Connect for Running Capacitor) - 1 per machine	EACH	\$213.79
		SPA6006KIT	MOTOR UPGRADE KIT (Includes Pump Motor and Running Capacitor) - 1 per machine	EACH	\$248.75
	61	4402	PROPELLER (For Top of Pump Motor) - 1 per machine	EACH	\$12.25
	63	6027	IMPELLER (Red) - 1 per machine	EACH	\$12.25
	64	6028	IMPELLER HOUSING (Red) - 1 per machine	EACH	\$12.25
	65	300096	TUBING (Clear PVC, 5/16"ID x 1/2"OD, connects to Impeller and Sideplates) - 2 feet per machine	PER FOOT	\$1.10
	73	2301	SCREW (10-32, 1/2" Phil Pan Head, fastens P-Clip inside Body) - 2 per machine	EACH	\$1.27
	79	6012	RUNNING CAPACITOR (Blue, Cylinder, 2-Pin Male Connect to Pump Motor) - 1 per machine	EACH	\$35.00
	85	4501	SCREW (8-18 x 1/2, Phil Pan Head, To fasten the Extension Brackets to the Jet Valve) - 4 per machine	EACH	\$1.27
	86a	SP5474	SHRINKABLE BUTT CONNECTORS (Light Blue, crimp closed and heat shrink to seal) - 4 per machine	PAIR	\$2.54
	86b	SP1617	SHRINK TUBE (5/16" Wide, Black, Thin Rubber, For sealing electrical connections, Use under Shrink Tube 1619)	4 FEET	\$46.64
	86c	SP1619	SHRINK TUBE (1/2" Wide, Black, Thin Rubber, For sealing electrical connections, Use over Shrink Tube 1617)	4 FEET	\$46.64
	88	1625	SHRINK TUBE (3/4" Wide, Black, Thick Rubber, For sealing electrical connections wider than 1/4")	4 FEET	\$46.64
	89	2670CBK	WHEEL COVER (Black, Dome Disc, Snaps-in Hub) - 4 per machine	EACH	\$2.86
	90	2670	WHEEL ASSEMBLY (Black, Rubber, 6", includes Wheel Cover) - 4 per machine	EACH	\$9.33
	91	11067	STAR WASHER (Stainless Steel, holds Wheels on Axles, used in pairs) - 8 per machine	EACH	\$3.60
	92	3603	WASHER (Nylon, Flat, Use outside of each Wheel, Use inside of Wheel on Movable Axle) - 6 per machine	EACH	\$1.27
	93	S101912	TUBE (Black, Plastic, 3" Oval, 12" Long) - 2 per machine	EACH	\$19.04
	94	3428	AXLE (Fiberglass, 16.5"x1/2"OD, 1 hole, Front / Rear) - 2 per machine	EACH	\$11.64
	96	3023BK	LOCKING PIN (Black, Plastic, Lanyard with Pin attaches to Axle Tube, used for movable Axle) - 1 per machine	EACH	\$2.86
	101	8111	FILTER BAG (Optional, Small, Fine Filter Bag) - 2 per machine	EACH	\$48.97
	101	8112	FILTER BAG (Small, Mesh Filter Bag) - 2 per machine	EACH	\$46.75
	103	5311	FILTER SCREEN (Plastic, Dome-shaped) - 1 per machine	EACH	\$11.64
	105	A9200XWB	BOTTOM LID ASSEMBLY (White, W-shaped Wire Frame) - 1 per machine	EACH	\$92.11
	106	9305BL	INTAKE VALVE FLAP (Blue Plastic) - 2 per machine	EACH	\$4.60
	110	7075D	POWER SUPPLY (Old version, 3-Prong Male, 90-Second Digital Timer, 36V, for 6000503 Pump) - 1 per machine	EACH	\$211.31
	110	7182D	POWER SUPPLY (3-Prong Male, 90-Second Digital Timer, 38V, HV) - 1 per machine	EACH	\$198.56
	111	7108	SOCKET ASSEMBLY (3-Pin, Male, 2-Wire) - 1 on Power Supply	EACH	\$10.49
	112	7206	FUSE HOLDER (Mini fuse, Phillips Head style) - 1 on Power Supply	EACH	\$8.14
		7207	FUSE (2.5 Amp, Mini fuse, 250 Volt, Slow- Blow, for Power Supply with Dial or Digital Timer) - 1 on Power Supply	EACH	\$3.07
	114	7208	NON-LIGHTED SWITCH (Thin, 1 1/4" x 1/2", Red, 3-Wire) - 1 on Power Supply	EACH	\$8.16
	117	7041A	HANDLE (Soft Plastic, with Hardware) - 1 on Power Supply and 1 on Body Assembly	ASSEMBLY	\$6.23
	118	7102	CORD FOR POWER SUPPLY (3-Wire, Green, Black, and White) - 1 on Power Supply	EACH	\$11.66
	119	7271D	TIMER 90 SECOND (Digital Display, 36 Volt, 2hr shut-off or Continuous Run) - 1 on Power Supply	EACH	\$52.47

→ Parts marked with this symbol should be installed by the Factory or an Authorized Service Center. Otherwise a Warranty Waiver must accompany any order for these parts.